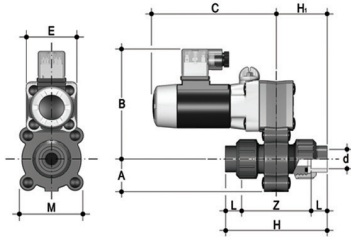


DIMENSIONS

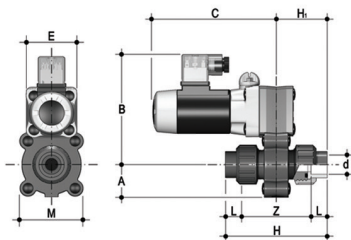
S1 - S2 PVC-U



S12IV

2 way solenoid valve with female union ends for solvent welding Function: Normally closed

| d | DN | A | B | C | H | H ₁ | L | Z | E | M | g | EPDM Code | FKM Code |
|----|-------|----|-----|-----|----|----------------|----|----|----|----|-----|---------------|---------------|
| 10 | 4-6-8 | 24 | 100 | 103 | 84 | 42 | 12 | 60 | 42 | 52 | 400 | See code page | See code page |
| 12 | 4-6-8 | 24 | 100 | 103 | 84 | 42 | 12 | 60 | 42 | 52 | 400 | See code page | See code page |
| 16 | 4-6-8 | 24 | 100 | 103 | 88 | 44 | 14 | 60 | 42 | 52 | 400 | See code page | See code page |



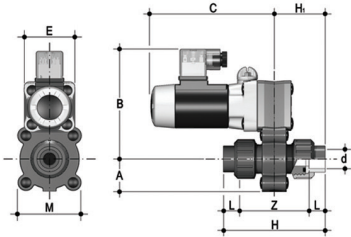
S22IV

2 way solenoid valve with female union ends for solvent welding Function: Normally closed

| d | DN | A | B | C | H | H ₁ | L | Z | E | M | g | EPDM Code | FKM Code |
|----|---------|----|-----|-----|-----|----------------|----|----|----|----|------|---------------|---------------|
| 16 | 8-10-15 | 34 | 115 | 130 | 99 | 50 | 14 | 71 | 54 | 67 | 1000 | See code page | See code page |
| 20 | 8-10-15 | 34 | 115 | 130 | 103 | 52 | 16 | 71 | 54 | 67 | 1000 | See code page | See code page |

DIMENSIONS

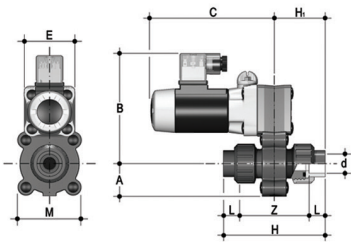
S1 - S2 PVC-U



S12AV

2 way solenoid valve with BS female union ends for solvent welding.
Function: Normally closed

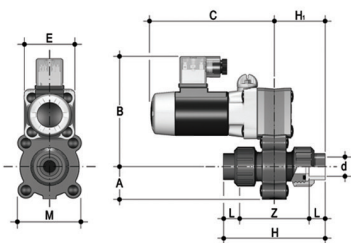
| d | DN | A | B | C | H | H ₁ | L | Z | E | M | g | EPDM Code | FKM Code |
|------|-------|----|-----|-----|----|----------------|----|----|----|----|-----|---------------|---------------|
| 1/4" | 4-6-8 | 24 | 100 | 103 | 92 | 46 | 16 | 60 | 42 | 52 | 400 | See code page | See code page |
| 3/8" | 4-6-8 | 24 | 100 | 103 | 98 | 49 | 19 | 60 | 42 | 52 | 400 | See code page | See code page |



S22AV

2 way solenoid valve with ASTM female union ends for solvent welding.
Function: Normally closed

| d | DN | A | B | C | H | H ₁ | L | Z | E | M | g | EPDM Code | FKM Code |
|------|---------|----|-----|-----|-----|----------------|----|----|----|----|------|---------------|---------------|
| 3/8" | 8-10-15 | 34 | 115 | 130 | 109 | 55 | 19 | 71 | 54 | 67 | 1000 | See code page | See code page |
| 1/2" | 8-10-15 | 34 | 115 | 130 | 116 | 58 | 22 | 72 | 54 | 67 | 1000 | See code page | See code page |



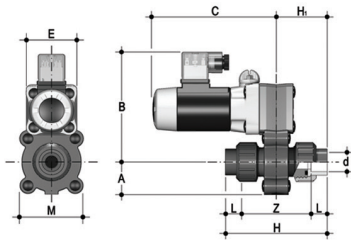
S12LV

2 way solenoid valve with BS female union ends for solvent welding.
Function: Normally closed

| d | DN | A | B | C | H | H ₁ | L | Z | E | M | g | EPDM Code | FKM Code |
|------|-------|----|-----|-----|----|----------------|----|----|----|----|-----|---------------|---------------|
| 3/8" | 4-6-8 | 24 | 100 | 103 | 88 | 44 | 14 | 60 | 42 | 52 | 400 | See code page | See code page |

DIMENSIONS

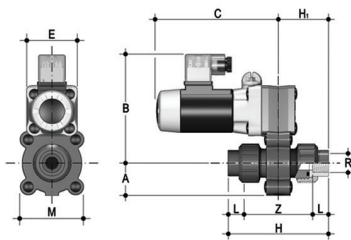
S1 - S2 PVC-U



S22LV

2 way solenoid valve with BS female union ends for solvent welding.
Function: Normally closed

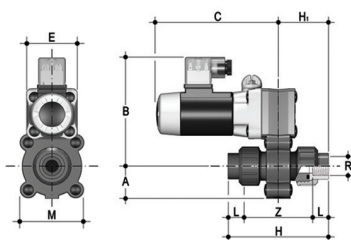
| d | DN | A | B | C | H | H ₁ | L | Z | E | M | g | EPDM Code | FKM Code |
|------|---------|----|-----|-----|-----|----------------|------|----|----|----|------|---------------|---------------|
| 3/8" | 8-10-15 | 34 | 115 | 130 | 99 | 50 | 14 | 71 | 54 | 67 | 1000 | See code page | See code page |
| 1/2" | 8-10-15 | 34 | 115 | 130 | 104 | 52 | 16.5 | 71 | 54 | 67 | 1000 | See code page | See code page |



S12FV

2 way solenoid valve with gas cylinder thread female union ends. Function: Normally closed

| R | DN | A | B | C | H | H ₁ | L | Z | E | M | g | EPDM Code | FKM Code |
|------|-------|----|-----|-----|----|----------------|------|----|----|----|-----|---------------|---------------|
| 1/4" | 4-6-8 | 24 | 100 | 103 | 85 | 42 | 11 | 63 | 42 | 52 | 400 | See code page | See code page |
| 3/8" | 4-6-8 | 24 | 100 | 103 | 86 | 43 | 11.5 | 63 | 42 | 52 | 400 | See code page | See code page |



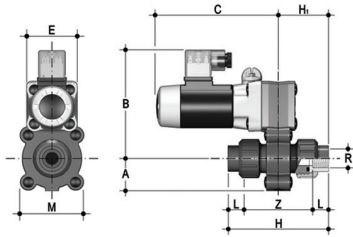
S22FV

2 way solenoid valve with gas cylinder thread female union ends. Function: Normally closed

| R | DN | A | B | C | H | H ₁ | L | Z | E | M | g | EPDM Code | FKM Code |
|------|---------|----|-----|-----|-----|----------------|------|----|----|----|------|---------------|---------------|
| 3/8" | 8-10-15 | 34 | 115 | 130 | 97 | 48.5 | 11.5 | 74 | 54 | 67 | 1000 | See code page | See code page |
| 1/2" | 8-10-15 | 34 | 115 | 130 | 105 | 52.5 | 15 | 75 | 54 | 67 | 1000 | See code page | See code page |

DIMENSIONS

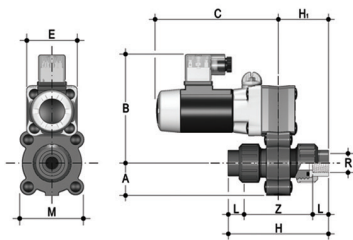
S1 - S2 PVC-U



S12NV

2 way solenoid valve with NPT thread female union ends.
Function: Normally closed

| R | DN | A | B | C | H | H ₁ | L | Z | E | M | g | EPDM Code | FKM Code |
|------|-------|----|-----|-----|----|----------------|----|----|----|----|-----|---------------|---------------|
| 1/4" | 4-6-8 | 24 | 100 | 103 | 91 | 45 | 15 | 61 | 42 | 52 | 400 | See code page | See code page |
| 3/8" | 4-6-8 | 24 | 100 | 103 | 92 | 46 | 16 | 60 | 42 | 52 | 400 | See code page | See code page |



S22NV

2 way solenoid valve with NPT thread female union ends.
Function: Normally closed

| R | DN | A | B | C | H | H ₁ | L | Z | E | M | g | EPDM Code | FKM Code |
|------|---------|----|-----|-----|-----|----------------|------|----|----|----|------|---------------|---------------|
| 3/8" | 8-10-15 | 34 | 115 | 130 | 103 | 51.5 | 16 | 71 | 54 | 67 | 1000 | See code page | See code page |
| 1/2" | 8-10-15 | 34 | 115 | 130 | 112 | 56 | 20.5 | 71 | 54 | 67 | 1000 | See code page | See code page |