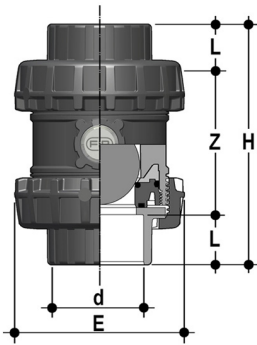


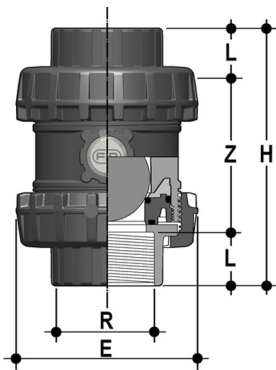
DIMENSIONS



SXEIV

Easyfit ball check valve with female ends for solvent welding, metric series

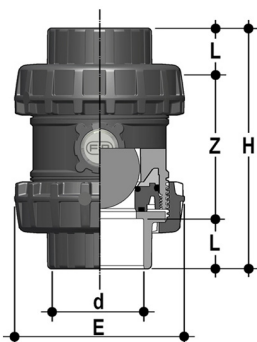
d	DN	PN	E	H	L	Z	g	EPDM code	FKM code
75	65	16	157	211	44	123	2605	SXEIV075E	SXEIV075F
90	80	16	174	248	51	146	3300	SXEIV090E	SXEIV090F
110	100	16	212	283	61	161	5770	SXEIV110E	SXEIV110F



SXEFV

Easyfit ball check valve with BSP threaded female ends

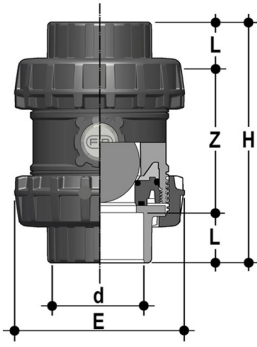
R	DN	PN	E	H	L	Z	g	EPDM code	FKM code
2" 1/2	65	16	157	211	30,2	150,6	2605	SXEFV212E	SXEFV212F
3"	80	16	174	248	33,3	181,4	3300	SXEFV300E	SXEFV300F
4"	100	16	212	283	39,3	204,4	5770	SXEFV400E	SXEFV400F



SXELV

Easyfit ball check valve with female ends for solvent welding, BS series

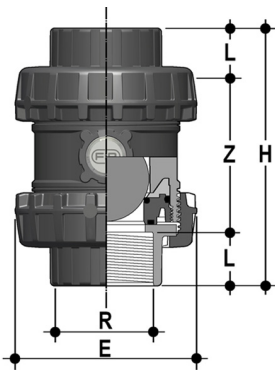
d	DN	PN	E	H	L	Z	g	EPDM code	FKM code
2" 1/2	65	16	157	211	44	123	2605	SXELV075E	SXELV075F
3"	80	16	174	248	51	146	3300	SXELV300E	SXELV300F
4"	100	16	212	283	63	157	5770	SXELV400E	SXELV400F



SXEAV

Easyfit ball check valve with female ends for solvent welding, ASTM series

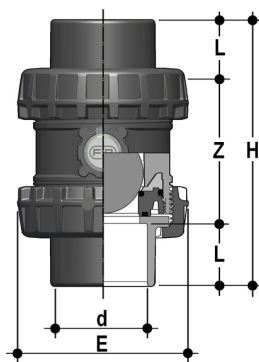
d	DN	PN	E	H	L	Z	g	EPDM code	FKM code
2" 1/2	65	16	157	211	44,5	122	2605	SXEAV212E	SXEAV212F
3"	80	16	174	248	48	152	3300	SXEAV300E	SXEAV300F
4"	100	16	212	283	57,5	168	5770	SXEAV400E	SXEAV400F



SXENV

Easyfit ball check valve with female ends, NPT thread

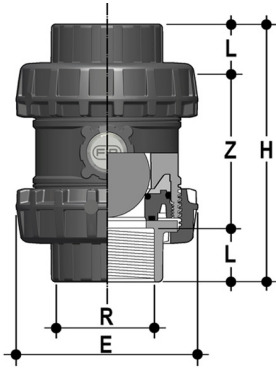
R	DN	PN	E	H	L	Z	g	EPDM code	FKM code
2" 1/2	65	16	157	211	33,2	144,6	2605	SXENV212E	SXENV212F
3"	80	16	174	248	35,5	177	3300	SXENV300E	SXENV300F
4"	100	16	212	283	37,6	207,8	5770	SXENV400E	SXENV400F



SXEJV

Easyfit ball check valve with female ends, NPT thread

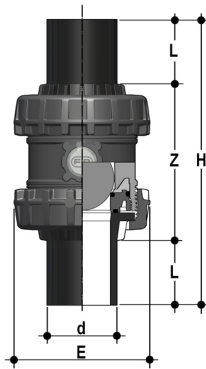
d	DN	PN	E	H	L	Z	g	EPDM code	FKM code
2" 1/2	65	16	157	243	61	121	2605	SXEJV212E	SXEJV212F
3"	80	16	174	272	64,5	143	3300	SXEJV300E	SXEJV300F
4"	100	16	212	332	84	164	5770	SXEJV400E	SXEJV400F



SXEGV

Easyfit ball check valve with female ends, JIS thread

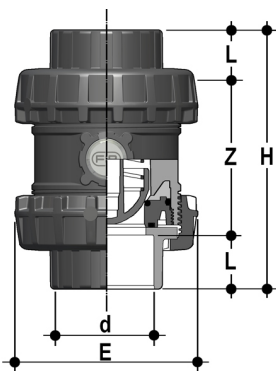
R	DN	PN	E	H	L	Z	g	EPDM code	FKM code
2" 1/2	65	16	157	211	35	141	2605	SXEGV212E	SXEGV212F
3"	80	16	174	248	40	168	3300	SXEGV300E	SXEGV300F
4"	100	16	212	283	45	193	5770	SXEGV400E	SXEGV400F



SXEBEV

Easyfit ball check valve with PE100 SDR 11 male end connectors for butt welding or electrofusion (CVDE)

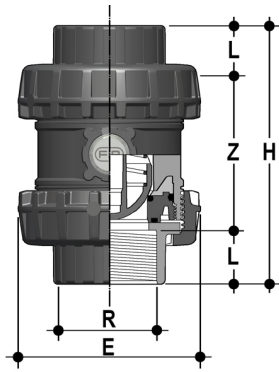
d	DN	PN	E	H	L	Z	g	EPDM code	FKM code
75	65	16	157	331	71	189	2605	SXEDEV075E	SXEDEV075F
90	80	16	174	367	88	191	3300	SXEDEV090E	SXEDEV090F
110	100	16	212	407	92	223	5770	SXEDEV110E	SXEDEV110F



SSEIV

Easyfit spring check valve with female ends for solvent welding, metric series

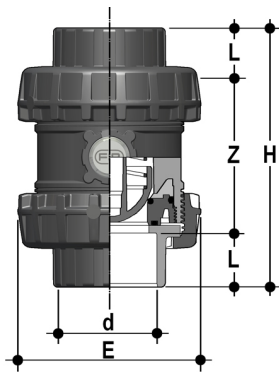
d	DN	PN	E	H	L	Z	g	EPDM code	FKM code
75	65	16	157	211	44	123	2480	SSEIV075E	SSEIV075F
90	80	16	174	248	51	146	3090	SSEIV090E	SSEIV090F
110	100	16	212	283	61	161	5370	SSEIV110E	SSEIV110F



SSEFV

Easyfit spring check valve with female ends for solvent welding, metric series

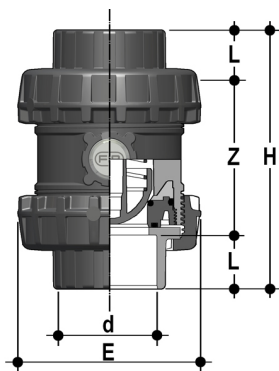
R	DN	PN	E	H	L	Z	g	EPDM code	FKM code
2" 1/2	65	16	157	211	30,2	150,6	2480	SSEFV212E	SSEFV212F
3"	80	16	174	248	33,3	181,4	3090	SSEFV300E	SSEFV300F
4"	100	16	212	283	39,3	204,4	5370	SSEFV400E	SSEFV400F



SSELV

Easyfit spring check valve with female ends for solvent welding, BS series

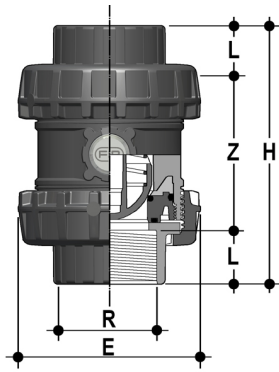
d	DN	PN	E	H	L	Z	g	EPDM code	FKM code
2" 1/2	65	16	157	211	44	123	2480	SSEIV075E	SSEIV075F
3"	80	16	174	248	51	146	3090	SSELV300E	SSELV300F
4"	100	16	212	283	63	157	5370	SSELV400E	SSELV400F



SSEAV

Easyfit spring check valve with female ends for solvent welding, ASTM series

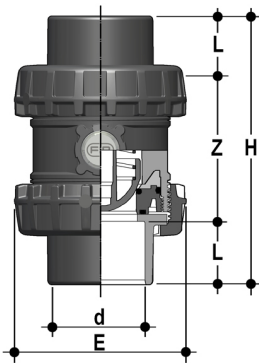
d	DN	PN	E	H	L	Z	g	EPDM code	FKM code
2" 1/2	65	16	157	211	44,5	122	2480	SSEAV212E	SSEAV212F
3"	80	16	174	248	48	152	3090	SSEAV300E	SSEAV300F
4"	100	16	212	283	57,5	168	5370	SSEAV400E	SSEAV400F



SSENV

Easyfit spring check valve with female ends, NPT thread

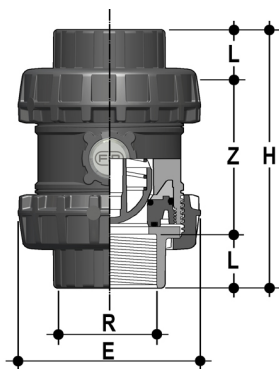
R	DN	PN	E	H	L	Z	g	EPDM code	FKM code
2" 1/2	65	16	157	211	33,2	144,6	2480	SSENV212E	SSENV212F
3"	80	16	174	248	35,5	177	3090	SSENV300E	SSENV300F
4"	100	16	212	283	37,6	207,8	5370	SSENV400E	SSENV400F



SSEJV

Easyfit spring check valve with female ends for solvent welding, JIS series

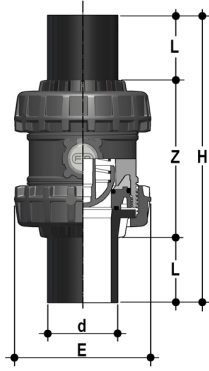
d	DN	PN	E	H	L	Z	g	EPDM code	FKM code
2" 1/2	65	16	157	243	61	121	2480	SSEJV212E	SSEJV212F
3"	80	16	174	272	64,5	143	3090	SSEJV300E	SSEJV300F
4"	100	16	212	332	84	164	5370	SSEJV400E	SSEJV400F



SSEGV

Easyfit spring check valve with female ends, JIS thread

R	DN	PN	E	H	L	Z	g	EPDM code	FKM code
2" 1/2	65	16	157	211	35	141	2480	SSEGV212E	SSEGV212F
3"	80	16	174	248	40	168	3090	SSEGV300E	SSEGV300F
4"	100	16	212	283	45	193	5370	SSEGV400E	SSEGV400F



SSEBEV

Easyfit spring check valve with PE100 SDR 11 male end connectors for butt welding or electrofusion (CVDE)

d	DN	E	H	L	Z	g	PN	EPDM code	FKM code
75	65	157	331	71	189	2480	16	SSEBEV075E	SSEBEV075F
90	80	174	367	88	191	3090	16	SSEBEV090E	SSEBEV090F
110	100	212	407	92	223	5370	16	SSEBEV110E	SSEBEV110F